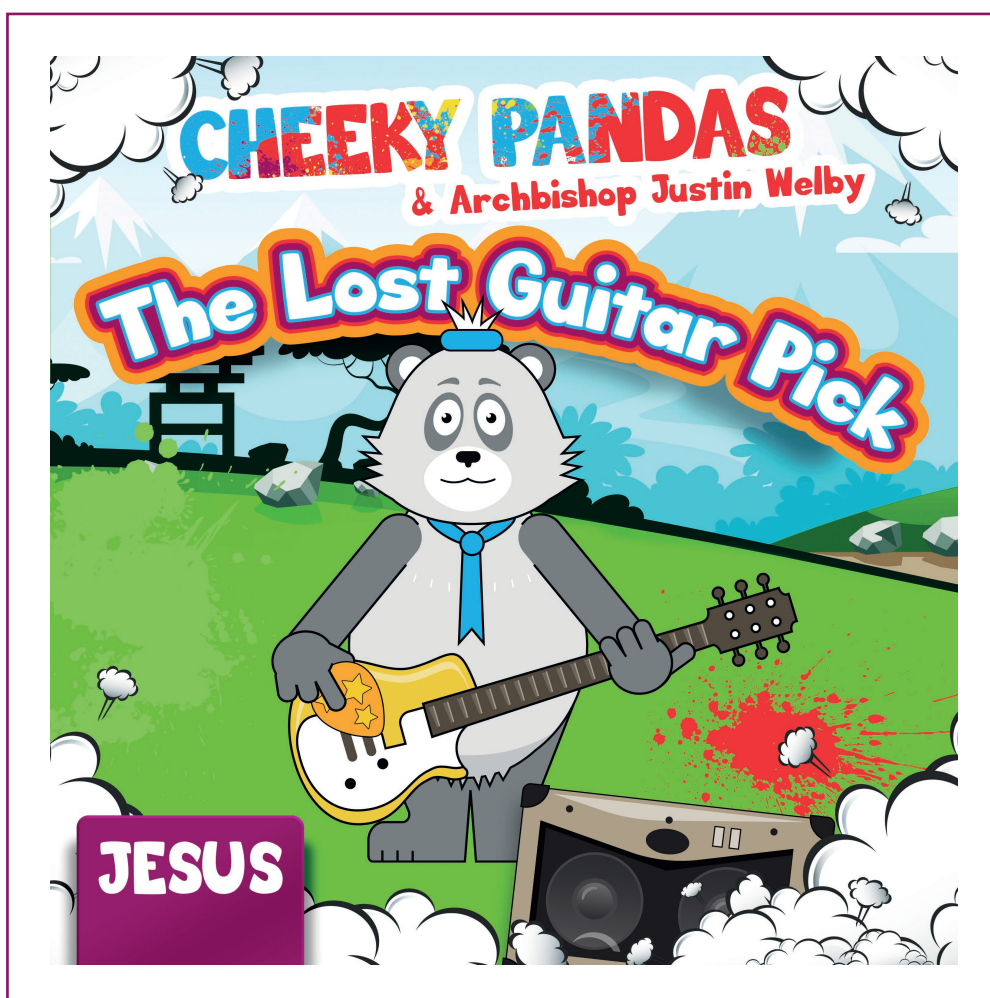


CHEEKY PANDAS

Family Service

Jesus



CHEEKY PANDAS

Family Service

Jesus

The following are suggestions of what you might wish to include in an All Age/Family Service, whether on line or in church. Please adapt and change to ensure all essential elements for your denomination/church are included.

It incorporates the Cheeky Panda videos for you to use in the teaching slot.

There are 11 in all so you have the possibility of using them in 11 family services. Please use as much or as little of these outlines as you wish.

There is also an activity pack available for each service outline. Each one has a Biblical Text, application, a craft activity, a game, food challenge and a prayer. You may wish to enable families to have them prior to services. Please feel free to adapt to your local situation.


Inclusion of sung worship is still a matter of local guidance so we have not included anything specifically here. There are however songs included in the Cheeky Pandas Videos.

What you will need

- **The family activity sheet to send to families prior to the service if you wish to use them**
- If you are wishing to provide materials for the activity pack you will need to provide 12 cotton wool balls or some Cheerios and a glue stick in the pack. There is a space if you wish the craft to be done as a part of this service.
- If the service is in church and you wish to use the craft as a part of the service then you will need to provide sufficient materials for everyone.

For this Family Service you will need:

- Some cut out sheep to hide in the church. In these COVID times we suggest that they are prepared well in advance and stuck under a few of the seats/pews.
- The responses for the congregation in a format that is appropriate to your setting.



Theme: Jesus – The text is around The lost sheep – Luke 15: 4-7

Background reflection

This parable is a reflection of the significance of every single person to God, The fact that the shepherd goes looking for the sheep is a challenge to all who think that we are the ones who search for God. He is always ahead of us, such is his love. If in parallel we consider the parable of the prodigal son we find the father, at just the right time, running from the house down the road to greet the son. Such is God's desire for restoration with his children. The story of the lost or wandering sheep raises for us the issue of how the church cares for the 99 against the urgency for those many millions who are not yet aware of God's love for themselves.

Welcome

Gathering Prayer

Leader: We are not once a week friends

All: We are the family of God


Leader: We are here to receive God's love

All: We are the body of Christ

Leader: We are here together to share in worship

All: Our Father God has called us to worship Him together

Leader: So let us draw near to God



Prayer for the day

Dear God, we thank you for this new day. We thank you for each other and that we belong as a part of this church family. We pray for five people we know to come to know your love for themselves. May our time together with you bring us closer to each other and to you. Amen.

Saying sorry *You may wish to use the following.*

Saying sorry with our hands – people do the actions while the leader says the words. You may wish them to be said by everyone if the words can be on a screen.

Leader: *Make a fist* – Lord we are sorry for the times we have got angry with other people

Leader: *Point away from yourself* – We are sorry for the times we have blamed other people when it was us who had done something wrong

Leader: *Put your hand over your mouth* – We are sorry for the unkind words we have spoken which have hurt other people.

Leader: *Hold both hands open with the palms upwards*

All say: Thank you God that you love us and forgive us when we get things wrong. Amen

Introductory Activity maybe used here

- 1) **If in church together:** have some cut outs of sheep hidden under some seats in the worship space. If you are feeling energetic you might hide 99!

Leader: I am sure that I had something in my hand when I came into church. Now I seem to have lost them. Might you be able to help me find them. Just look around where you are.

- 2) **If online:** Tell people you have hidden an object on your person .e.g in a pocket. Ask people to volunteer where they think you have hidden it until it is found.

You might wish to round this off by finding out how people feel if they have lost something that was precious to them

The bible text is told in the Cheeky Pandas video - Use the clip here

VIDEO: The Lost Guitar Pick

Leader: Which part of the video do you like best and why?

Answers might be collated or the leader could have anticipated some answers and hold them up for people to see in speech bubbles.

If wishing to use a song - *God Loves me because I'm special* would be very suitable.

The Optional Craft activity of making a sheep could go in here or be done after the service at home.

Prayer activity

Using our hands again

Hold your little finger and say a prayer for all the children in your church/ or household.

Hold your Thumb and say a prayer for all those who need a thumbs up, an encouragement at this time.


Hold your middle finger which is usually the tallest and say a prayer for all who look after our safety.

Hold your own hand and say a prayer that God will keep you in his care. Amen

Leader: Remind people that there is a craft activity to do if not done in the service, a sheet to colour in if they want to do so and a food challenge that they might like to complete and photograph and send into you. The challenge this week is to make a sheep sandwich. It can have any filling so long as it is in the shape of a sheep. Have some fun exploring the Lost sheep story.



Blessing We say the grace together or a similar blessing.



CHEEKY PANDAS

Family Service

Praise



CHEEKY PANDAS

Family Service

Praise

The following are suggestions of what you might wish to include in an All Age/Family Service, whether on line or in church. Please adapt and change to ensure all essential elements for your denomination/church are included.

It incorporates the Cheeky Panda videos for you to use in the teaching slot.

There are 11 in all so you have the possibility of using them in 11 family services. Please use as much or as little of these outlines as you wish.

There is also an activity pack available for each service outline. Each one has a Biblical Text, application, a craft activity, a game, food challenge and a prayer. You may wish to enable families to have them prior to services. Please feel free to adapt to your local situation.

Inclusion of sung worship is still a matter of local guidance so we have not included anything specifically here. There are however songs included in the Cheeky Pandas Videos.

What you will need

- **The Family Activity Sheet to send to families prior to the service if you wish to use them**
- If the service is in church and you wish to use the craft as a part of the service then you will need to provide sufficient materials for everyone
- Small empty bottles with a screw top
- Some dried beans, rice or lentils to make an instrument
- Some plastic forks for the prayer time

For this Family Service you will need:

- A church praise certificate ready to write the name on. This is found in the activity pack
- A lit candle and something that will go over it, hiding the flame but not putting it out
- A plastic fork
- An empty plastic bottle with a screw top and some dried beans, rice or lentils to make an instrument
- The words that people will say in a format to suit your local situation



Theme: Praise – The text is around Acts 16:24-34

Background reflection

It is great to offer our thanks and praise to God when everything is going well or we are feeling happy and secure. To find ourselves in places of danger, despair and threat and still to be able to offer our praise is another thing altogether. Such was the Paul and Silas situation. The text *Rejoice in the Lord always* is often quoted to Christians in the face of adversity and can seem cruel and unsympathetic but it is precisely at such times that we lift our focus, our very being to the one who remains constant in love, in spite of our current circumstances – after all he is either Lord of all or not Lord at all!

Welcome

Praise is our theme today.

If in church: Let's start with our own praise award. Is there anyone you would like to nominate to be worthy of praise because they have done something good to help someone this week?

If online: Let's start by thinking if there is anyone in your household you would like to award the Church Praise certificate to? You have it in your activity pack. Award it now to them having written their name on it.

Gathering Prayer

Leader: We have come together in the name of Christ. Have a look around at each other and greet each other with a wave or a smile or both.

Leader: We are here to offer our praise and thanksgiving to God. So let's lift our hands up as an act of praise. *(Demonstrate actions)*

Leader: We are here to hear and receive God's Holy word. So let's open our hands together like an open book in order to receive. *(Demonstrate actions)*

Leader: We are here to pray for the needs of the world. So let's make a circular motion describing a world. *(Demonstrate actions)*

We are here to praise you Lord, regardless of what kind of week we have had. WE praise you.



Sung worship *can be inserted here if suitable.*

Saying sorry *You may wish to use the following*

Leader: Sometimes when we come near to God in our praise we are aware that we have done and said things that do not bring praise to God.

It's a bit like this candle *(light the candle so all can see)*. When we are acting as God wants us to, then the light is bright but when we don't act as God would like us to then it is like this *(hide the candle)*.

So, let's say sorry.

Together we say: We are sorry Lord, for the things we have done that have hurt you and others. We are sorry that there have been times when we have not helped others as Jesus helps us.

CHEEKY PANDAS Family Service PRAISE - Sheet 3

We are sorry when we have been impatient.

We are sorry when we have forgotten to pray to you, especially when everything was going well in our lives. *(Pause during which the flame is revealed again)*

Thank you Lord, that you love us, you hear us when we pray and you forgive us. Amen.

Prayer for the day

Lord God, we thank you that we can praise you; that we can see you around us in the wonder of creation. Help us to offer you our praise even when life is hard.

Amen.

Cheeky Pandas video - Use the clip here
VIDEO: The Duck Award

Leader : What did you like best about that video? What do you think we might learn from it?

Prayers *Please give a little space between categories for silent prayer*

Leader: Right: we are using fork prayers today; so if you are at home, they are in your activity pack. We are going to dig deep for our prayers and use a digging deep action like this to help us pray. So let's dig deep and think of someone who we find it difficult to get on with and bring them to God to bless. *(They hold the fork steady as if something precious is balanced on it)*

Let's dig deep and think of someone who is very ill that we want to pray for.

Let's dig deep and think of people without food or shelter and pray for them.

Let's dig deep and pray for our families, especially when times are very difficult.

Let's dig deep and pray for five friends or family members to come to know the love of God for themselves.

Let's dig deep and ask God to help us to praise him, even when we do not feel like it.

Amen.


Leader: Now this is not just any fork; it is our prayer fork, so every time we use it we can remember to pray.

Time to sing our praises to God. You can make an instrument like I have here *(this can be an activity during the service if you wish)* after our time together; but for now let's use what we have: keys to jingle, feet to stamp, hands to clap, saucepans at home to rattle, voices to sing.

Praise song

So, there is, in the activity pack, an instrument to make at home and a food challenge. Can you make a cake without using an oven? There is one example in your activity pack.

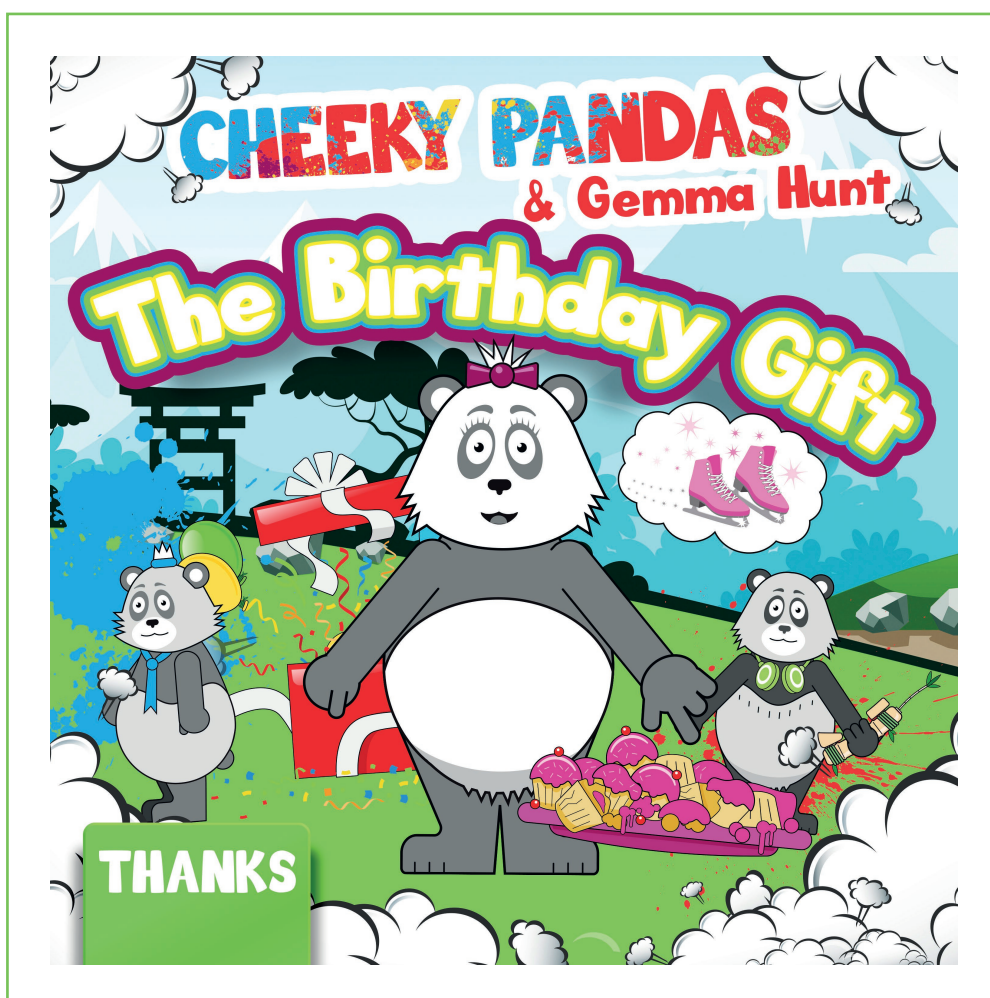
The Blessing/Grace *We say the grace together or a similar blessing.*



CHEEKY PANDAS

Family Service

Thanks



CHEEKY PANDAS

Family Service

Thanks

The following are suggestions of what you might wish to include in an All Age/Family Service, whether on line or in church. Please adapt and change to ensure all essential elements for your denomination/church are included.

It incorporates the *Cheeky Panda videos* for you to use in the teaching slot.

There are 11 in all so you have the possibility of using them in 11 family services. Please use as much or as little of these outlines as you wish.

There is also an *activity pack* available for each service outline. Each one has a Biblical text, an application, a craft activity, a game, a food challenge and a prayer. You may wish to enable families to have them prior to services. Please feel free to adapt to your local situation.

Inclusion of sung worship is still a matter of local guidance, so we have not included anything specifically here. There are, however, songs included in the Cheeky Pandas videos.

What you will need

- **The Family Activity Sheet to send to families prior to the service if you wish to use them**
- If the service is in church and you wish to use the craft as a part of the service then you will need to provide sufficient materials for everyone
- For the Thanks Catcher, you will need an A4 piece of paper made into a square. Here is a YouTube tutorial to help you make one:
<https://youtu.be/U-W9GcRzLWw>
- Any words that you wish people to say in whatever format suits your situation

For this Family Service you will need:

- The Bible verse, James 1:17, written out on a large piece of card (old delivery boxes are fine), with some letters missing
- The family activity sheets to send to families in advance
- If you are providing resources then you will need to provide bananas, an assortment of sprinkles, and some sort of non-nut chocolate-type spread. It will be more fun, and will avoid allergy issues, if you provide the bananas and the families use whatever spread they have at home, and send photos in.



Theme: Thanks – The text is James 1:12-17

Background reflection

The Epistle of James sort of holds our hand and walks with us, if you like, through the practical aspects of living a life for Christ in both good times and in times of trial. It emphasises, in Chapter 1, that everything that is good comes from God and because of his very nature he can do no other. His character, unlike ours, is unchanging. How much emphasis do we place on giving thanks to God for his goodness in our everyday life. In both the ordinary things and the extraordinary things of his provision?

Welcome

Our theme today is *Thanks*.

Gathering Prayer

Leader: We are not once-a-week friends.

All: We are the family of God.

Leader: We are here to receive God's love.

All: We are the body of Christ.

Leader: We are here together to share in worship.

All: Our Father God has called us to worship Him.

Leader: So let us draw near to God.

(Song would be appropriate here)

Leader: Here is the Bible verse for today: James 1:17; but it has some letters missing.



Every _ood and perfect _ift is from a_ove, coming down from the Fa_er
of the heavenly l_ht, who does not change like shifting sh_ows.

What do you think the missing letters are? We are here to praise you Lord, regardless of what kind of week we have had. We praise you.

Prayer for the day

Lord God, we thank you for this new day. We thank you for everyone here. We thank you for all the exciting things that surround us and we thank you for sending Jesus to be our special friend.

Amen.

Saying sorry

Leader: Dear God, for the times when we were grumpy because things didn't go our way.

All: We are sorry and ask you to help us not to always want things our own way.

Leader: For the times when we do not say thank you for the ordinary things in life, like our food, homes, and friends.

All: We are sorry and ask that you remind us to give thanks for all the good things in our lives.
Amen.

Cheeky Pandas video - Use the clip here
VIDEO: The Birthday Gift

Thank You Active Prayers

Leader: If you would like to thank God for your friends, stand up and after a count of three shout a nice 'Amen!'

Leader: If you would like to thank God for the food you eat, rub your tummy and give a big smile, and after a count of three shout a nice 'Amen!'

Leader: If you would like to thank God for your church family, turn around, give them a wave and after three shout a nice 'Amen!'

Leader: If you would like to thank God for caring for those who are ill, stand up, hold your hands out and after three do a nice quiet whisper 'Amen.'

Leader: If you would like to thank God for animals and all in His creation, stand up and make a shape like an animal and after three shout a nice 'Amen!'

Sung worship *A suitable action/signed song could be inserted here.*

Remind everyone that there is a craft activity to do (if not done in the service), an activity sheet and a food challenge. This week it is making Banana Bites. Of course, you can share them round as well, and people might even say thank you!

The Blessing/Grace

We say the grace together or a similar blessing.



CHEEKY PANDAS

Family Service

Sorry



CHEEKY PANDAS

Family Service

Sorry

The following are suggestions of what you might wish to include in an All Age/Family Service, whether on line or in church. Please adapt and change to ensure all essential elements for your denomination/church are included.

It incorporates the *Cheeky Panda videos* for you to use in the teaching slot.

There are 11 in all so you have the possibility of using them in 11 family services. Please use as much or as little of these outlines as you wish.

There is also an *activity pack* available for each service outline. Each one has a Biblical text, an application, a craft activity, a game, a food challenge and a prayer. You may wish to enable families to have them prior to services. Please feel free to adapt to your local situation.


Inclusion of sung worship is still a matter of local guidance so we have not included anything specifically here. There are however songs included in the Cheeky Pandas Videos.

What you will need

- The *family activity sheets* to send to families prior to the service if you wish to use them.
- There is a word search included that you could use in the service.

For this Family Service you will need:

- Any responses for the congregation in a format that is appropriate to your setting.
- An *outline of a Pizza* cut in slices; or even a real one that is cooked would be better.
- Copies of the word search if used in the service for everyone.
- Copies of any words you may want people to use in a format that is suitable to your local situation.



Theme: Sorry – The text is around Luke 7:36-48

Background reflection

Sorry is indeed a small but powerful word but it opens the door to the power of forgiveness. It is a forgiveness that releases, sets free and makes new. It is indeed a whole new way of living and understanding.

Sorry, in both word and deed is paralleled with the word repentance or a turning around or away from something, into a turning towards a new way of living. In the service offered there is the chance to say sorry which is not limited to words but does allow moments of personal encounter, in momentary silences with God. Here we receive the sin breaking power of the cross.

Welcome

Gathering Prayer

Leader: We have come together in the name of Christ. Have a look around at each other and greet each other with a wave or a smile or both.

Leader: We are here to offer our praise and thanksgiving to God. So, let's lift our hands up as an act of praise. *(Demonstrate actions)*

Leader: We are here to hear and receive God's Holy word. So, let's open our hands together like an open book in order to receive. *(Demonstrate actions)*

Leader: We are here to pray for the needs of the world. So, let's make a circular motion describing a world. *(Demonstrate actions)*

We are here to praise you Lord regardless of what kind of week we have had. We praise you.



Sung worship can be inserted here if suitable.

Prayer for the day

Father God thank you that we can gather together both here or on line at home. Help us to know that we are never far from you and our church family. Amen.

Leader: Well, our theme today is Sorry. It is a very small word, but it is a very, very powerful word.

Watch the Cheeky Pandas video: *The Missing Pizza*



Leader: Well, I think after that clip we had better say our own sorry.

Saying sorry *You may wish to use the following*

Leader: Thank you God that we can come to you to be honest and to say sorry.

Leader: Think of something that you have said or thought that was unkind to someone else. If you are sorry, make a sign of the cross with one finger on the palm of your hand to let you know that God forgives you.

Leader: Think of something that you didn't do when you were asked to do it. Like tidy your room, or helping someone else. If you are sorry, make the sign of the cross on your other hand to let you know that God forgives you.

Leader: Think of something that someone else has said or done that has hurt you. If you are ready to forgive them, clench your fists (*Demonstrate*); and when you are ready to forgive them simply open your hands and receive again God's love, just like the woman in the Bible in Luke chapter 7 verse 48: Jesus looked at her with kindness and said, '*The things you have done wrong are forgiven. Go and do not do them again.*'

Sung worship *can be inserted here if suitable.*

Word search could be used here if wished

Prayers

Leader: We are going to use a Pizza for our prayers.

The Pizza is cut into four slices (you can add more sections if so desired)

Leader: First, the shape of the pizza reminds us of the world. So, Dear Lord, we pray for your world with its beauty and its joys, but we also pray for the parts of the world that are torn apart with war (Here the pizza is torn so a slice is missing), where children are suffering and families separated.

All: Help me to pray Lord for all who are suffering.

Leader: Lord, we give you thanks for all the different ingredients in the pizza: the flour, the tomatoes, the toppings: such a variety of things. We give you thanks that we are all different in shape and colour, in skills, and abilities; and yet all made in your image.

All: Help me to be thankful for people who are different to me.

Leader: We look at the pizza and remember those in our world who are hungry, when so often we end up throwing food away.


All: Help me to not waste food, nor to be careless with it when so many are hungry.

Leader: We remember all those people who we pray for that they might know the love of God for themselves.

All: Help me to keep praying for my five people Lord.

Leader: We offer all these prayers in Jesus name Amen

(Remind them of the activity sheet and the food challenge)

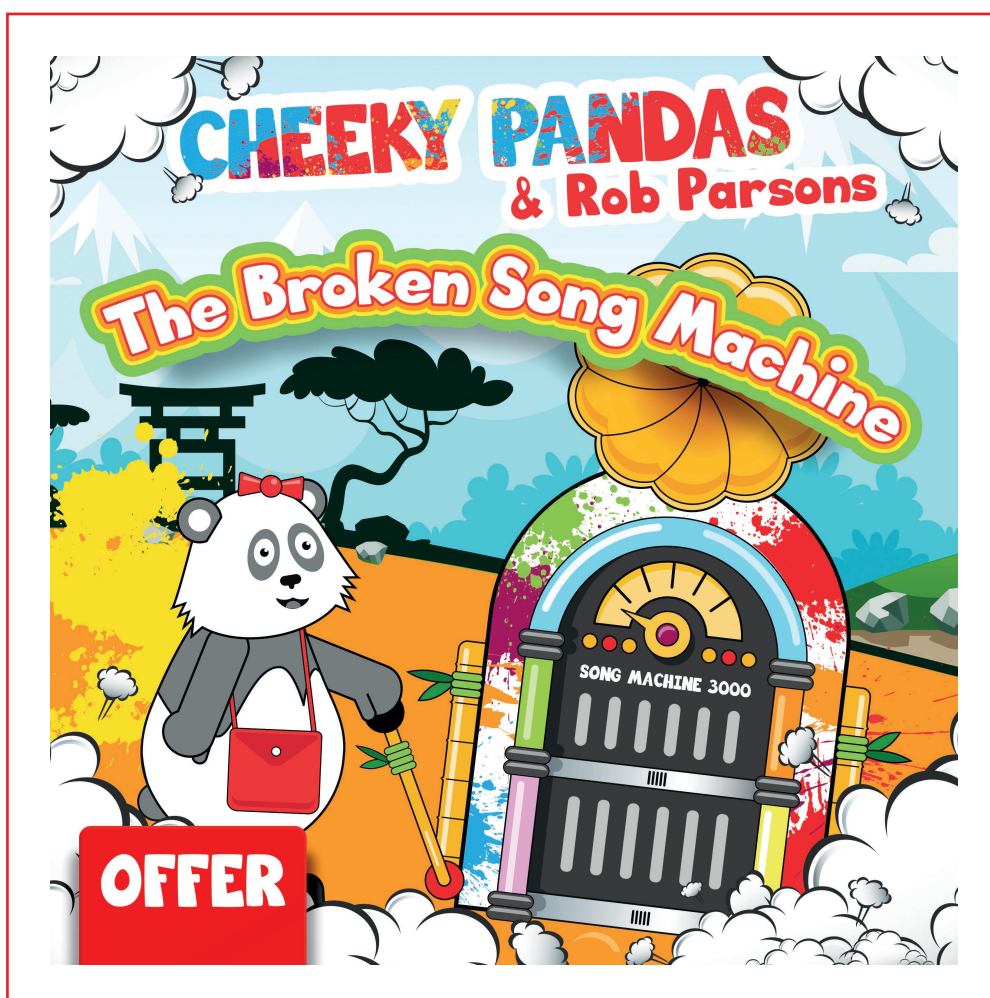


The Blessing/Grace *We say the grace together or a similar blessing.*

CHEEKY PANDAS

Family Service

Offer



CHEEKY PANDAS

Family Service

Offer

The following are suggestions of what you might wish to include in an All Age/Family Service, whether on line or in church. Please adapt and change to ensure all essential elements for your denomination/church are included.

It incorporates the *Cheeky Panda videos* for you to use in the teaching slot.

There are 11 in all so you have the possibility of using them in 11 family services. Please use as much or as little of these outlines as you wish.

There is also an **activity pack** available for each service outline. Each one has a Biblical text, an application, a craft activity, a game, a food challenge and a prayer. You may wish to enable families to have them prior to services. Please feel free to adapt to your local situation.

Inclusion of sung worship is still a matter of local guidance, so we have not included anything specifically here. There are, however, songs included in the Cheeky Pandas videos.

What you will need

- **The Family Activity Sheet to send to families prior to the service if you wish to use them**
- If you want to provide resources for families you would need to provide paint pads, paper, old magazines, glue sticks and scissors.
- You may wish to use a craft activity within the service in which case you will need enough heart outlines for everyone participating, old magazines, scissors and glue sticks. It is probably best to leave the painting activity to be done at home!

For this Family Service you will need:

- Either a small white board and non-permanent markers or a strip of white cloth, a bowl of hot soapy water and a non-permanent marker.
- A basket to put some small gift into or you might use the offering plate.



CHEEKY PANDAS Family Service OFFER - Sheet 2

Theme: Offer – Bible Texts: Galatians 5:22-24 and 2 Cor 4:7

Background reflection

We all acknowledge that we are only human and are ever prone to being more concerned about ourselves than about other people. The fruit of the spirit, the evidence of the life lived empowered by the spirit produces key attributes. Those, in turn, enable us to better offer ourselves to help others, to offer our lives to God and to be able to listen physically and spiritually to the needs of others. Such listening helps us to offer help within God's timing. We too are recipients of the offers of help that others make to us. There is an old saying that it is better to give than to receive. Many of us find it hard to receive, forgetting that in doing so we deny the offer of the others help and in some way deny them. Perhaps behind it all is our need to be in control even in the offering. We do indeed have treasure in jars of clay.

Welcome

Our theme today is Offer.

So, let's start by offering a sign of peace to each other in our usual COVID safe way.
(This might be by using Makaton signing or a simple wave or even a nod)

Gathering Prayer

Leader: We are not once a week friends.

All: We are the family of God.

Leader: We are here to receive God's love.

All: We are the body of Christ.

Leader: We are here together to share in worship.

All: Our Father God has called us to worship Him together.

Leader: So let us draw near to God.



Prayer for the day

Father God we have come together to offer you our praise, our prayers, and who we are in your service. Help us to share together in worshipping you. Amen

Sung worship

A suitable action/signed song could be inserted here

Saying sorry

Leader: Very often when we are in church we use words to say sorry to God for the things we have done wrong. Sometimes, even as we say the words, we need to see what happens when we say sorry to God. What does he do with the things we say sorry for? How does God respond?

Leader: So let's think of the things that we might do that are wrong. Things that we want to say sorry for. (words or ideas are offered)

As each word comes up write it on the board or on the cloth. At the end clean the board or the cloth.

CHEEKY PANDAS Family Service OFFER - Sheet 3

Leader: Well there was such a lot that we wanted to say sorry to God for. Dear Lord, we are really sorry for all these things. Please forgive us. Amen

Then wipe the board clean or wash the cloth to reinforce God's desire to wipe the slate clean.

Activity

This could simply be the Offering if in Church *Or this game:*

Leader: I want to make a gift for a friend of mine but I need some help.

So who can offer me a clean Hanky or some tissues for them? *(place in a gift basket)*

Who can offer me some sweets they have with them?

Who can offer a pencil or a pen?

Who can offer two pence?

Who can offer a piece of fruit?

Who can offer Ten pounds?

Leader: Together we can all offer something

The optional craft activity could be used here.

Watch the Cheeky Pandas video here.

VIDEO: The Broken Song Machine

Prayers

Leader: Using the gift basket, use the items for prayer.

Hanky - Lord Jesus, we pray for all who are sad or upset. Help us to offer to help them.

Sweets - We pray for all who need a little treat today, because life is tough.

Pencil/Pen - We pray for all who are lonely who would love to have a card from us. Help us to give time to make that contact with them.

Two Pence - We pray for all who end up living on the streets. May we as a church be able to offer them more than our spare change.

Fruit - Lord Jesus, some people have not been to the shops for ages. Show us how a simple gift of fresh fruit shows your love to our neighbours.

Ten pounds - Dear Lord, some people need the offer of a home. Help us to think together as a church how we might offer that .

We pray for all our family and friends who do not yet know the love of God for themselves. May they receive the offer of love that you want to give them.

Amen.

Remind them of the activity packs and the food challenge

The Blessing/Grace *We say the grace together or a similar blessing.*

CHEEKY PANDAS

Family Service

Pray



CHEEKY PANDAS

Family Service

Pray

The following are suggestions of what you might wish to include in an All Age/Family Service, whether on line or in church. Please adapt and change to ensure all essential elements for your denomination/church are included.

It incorporates the *Cheeky Pandas videos* for you to use in the teaching slot.

There are 11 in all so you have the possibility of using them in 11 family services. Please use as much or as little of these outlines as you wish.

There is also an **activity pack** available for each service outline. Each one has a Biblical text, an application, a craft activity, a game, a food challenge and a prayer. You may wish to enable families to have them prior to services. Please feel free to adapt to your local situation.

Inclusion of sung worship is still a matter of local guidance, so we have not included anything specifically here. There are however songs included in the Cheeky Pandas Videos.

What you will need

- **The Family Activity Sheet to send to families prior to the service if you wish to use them.**
- If you wish them to do an activity in the church we suggest the **Bible chat mat** which is in the activity pack. You will need one per person and some crayons. The guidelines for the best use are also in the activity pack.

For this Family Service you will need:

- Pieces of coloured card or cloth in rainbow colours or a picture of a rainbow.
- Any words that you wish people to have in a format that is suitable for your local situation.



Theme: Pray – Bible Texts: Luke 18 :1-14

Background reflection

Endurance in prayer is something that people often struggle with. It perhaps comes back to the nature of the relationship and the length of that relationship with God as our Father. Have we sometimes reduced Father God to something akin to a Holy Father Christmas? That is where we simply give him our wish list and expect it all to be delivered on our timing? The relationship with God as Father of all, including time being in his hands, takes us into a deeper trusting relationship with him. The one who provides all your needs according to his glorious riches in Christ Jesus (Philippians 4:19) takes us right back to the very beginning in the Garden of Eden. There God provided all that humanity needed. Would God let us down now?

Welcome

Our theme today is *Pray*.

Gathering Prayer

Leader: We have come together as God's family in this place.

All: We have come together to offer God our worship.

Leader: We have come to hear of God's love.

All: We have come to learn how to share it with others.

Leader: So together let us draw near to the presence of God.



Sung worship

A suitable action/signed song could be inserted here

Prayer for the day

Leader: Thank you gracious God for the gift of this day and the gift of our time together. Help us to learn more about you and help us to grow into your love. Amen.

Saying sorry

Leader: Today we are going to use the colours of the rainbow to say sorry to God.

Red: I wonder what this means to you? Times when you got angry or times when you did not care for someone maybe?

Orange: I wonder what this means to you? An orange maybe for you to eat and maybe the times when we forgot to share God's gift with others.

Yellow: I wonder what this remind you of? The sun and times of play. Or times when you saw that others were sad and you did not help them?

Green: I wonder what this reminds you of? All the things that grow and how sometimes when we are careless we break branches from the trees or trample on flowers?

Blue: I wonder what is reminds you of? The sea perhaps or even just water. What about the times we have left the tap running and wasted God's precious gift to us?

CHEEKY PANDAS Family Service PRAY - Sheet 3

Indigo: I wonder what this reminds you of? That deep blue of the sky just before bedtime and perhaps the times we did not go to bed when we should.

Violet: A kind of purple which is used for Royalty. What about the times when we did not let Jesus be in charge of our lives?

As we pause and say sorry to God let us remember that when these colours are together they form a rainbow and that remind us that the rainbow is a sign of a promise from God. As we say sorry he will forgive our sins.

Together: Father God we are sorry and with your help we will try again to be the people you want us to be. Thank you. Amen.

Leader: Today we are looking at prayer. That is something everyone can do.

Watch the Cheeky Pandas video here.
VIDEO: The After Show Party

Activity

The Bible chat mat activity could be included here - See *Activity Sheet PRAY - Sheet 5*

Prayers

We will join in our prayers together today.

Leader: Our first prayer is for those who are tired today.

All: Lord give them rest.

Leader: We pray for all who are sick today.

All: Lord bring them healing.

Leader: We pray for all who are lonely.

All: Lord bring them friends.

Leader: We pray for those who are hungry.

All: Lord bring them food.

Leader: We pray for our family.

All: Lord help us be a loving part of it.

Leader: We pray for our five-special people who we want to come to know the love of God for themselves. Amen

Leader: Of course sometimes we are called to be the answer to our own prayers



Remind them of the activity packs and the food challenge

The Blessing/Grace We say the grace together or a similar blessing.

CHEEKY PANDAS

Family Service

Help



CHEEKY PANDAS

Family Service

Help

The following are suggestions of what you might wish to include in an All Age/Family Service, whether on line or in church. Please adapt and change to ensure all essential elements for your denomination/church are included.

It incorporates the *Cheeky Pandas videos* for you to use in the teaching slot.

There are 11 in all so you have the possibility of using them in 11 family services. Please use as much or as little of these outlines as you wish.

There is also an *activity pack* available for each service outline. Each one has a Biblical text, an application, a craft activity, a game, a food challenge and a prayer. You may wish to enable families to have them prior to services. Please feel free to adapt to your local situation.

Inclusion of sung worship is still a matter of local guidance so we have not included anything specifically here. There are however songs included in the *Cheeky Pandas Videos*.

What you will need

- The *family activity sheets* to send to families prior to the service if you wish to use them.
- If you are wishing to include the craft activity during the service you should provide a small paper plate for everyone, scissors, sellotape, eight pipe cleaners each and a piece of thick string about a metre long.
- The same materials need to go out to homes if the service is online, with the activity sheet.

For this Family Service you will need:

- Copies of whatever words you wish the people to say in a format that is appropriate to your setting.



Theme: Help from God – The text is around Joshua 1:9
(This backs up a reference to the armour of God in the Cheeky Pandas clip)

Background reflection

The Cheeky Pandas talk about the armour of God as being like 'God's suit'. It is God's provision to equip us to resist any evil that distracts us from the life God calls us into. God has given every believer a combination of opportunities and gifts perfectly suited to them and the 'God Suit' to put on, to equip them in this life. The verse in Joshua is a guiding principle, in that our sense of self comes from the God of powerful love who created us in his image and likeness. There is a clear difference between bravery and courage. Courage is the mental strength to face danger, fear or difficulty. Whereas bravery is the quality that allows someone to do things that are dangerous or frightening.

Our courage comes from the ever-present God.

Welcome

Our theme today is *Help*.

Gathering Prayer

Leader: We have come together in the name of Christ. Have a look around at each other and greet each other with a wave or a smile or both.

Leader: We are here to offer our praise and thanksgiving to God. So let's lift our hands up as an act of praise. (*demonstrate actions*)

Leader: We are here to hear and receive God's Holy word. So let's open our hands together like an open book in order to receive. (*demonstrate actions*)

Leader: We are here to pray for the needs of the world. So let's make a circular motion describing a world. (*demonstrate actions*)

We here to praise you Lord, regardless of what kind of week we have had. **We praise you.**



Prayer for the day

Father God we thank you that you are always with us and that you want to help us when life is tough and when we have difficult decisions to make. May we learn more about you today so we might live better for you tomorrow.

Amen.

Sung worship *can be inserted here if suitable.*

Saying sorry *You may wish to use the following*

All: When we are irritable and take it out on others; help us to say sorry and start to get it right again.

All: When we want more than our fair share of food or gifts; help us to say sorry and start to get it right again.

All: When we cannot agree with one another and think we are always right; help us to say sorry and start to get it right again.

Leader: The Lord who loves you forgives what you have done and blesses you with his love to start to get it right again. **Amen.**

So our theme today is **help**. It is another little word with a lot of strength in it.

I wonder if you think it takes strength to help someone in need?

Does it take strength to ask for help when you need it ?

I wonder what the Pandas think about getting help?

Cheeky Pandas Video: *The Spider Madness!*
(You could include the optional spider craft in here.)

Prayers

Leader: Today our prayer is about things we might find frightening or scary.

Leader: Dear Lord God, we know that you promise to be with us always but sometimes things scare us.

All: Help us to trust that what you say is true, *"I will never leave you nor forsake you"*.

Leader: Dear Lord, we bring to you those fears, both great and small, that we never speak about.

All: Help us to bring our fears to you, knowing that you will never laugh at us or fail to listen to us.

Leader: Dear Lord, when we have to face our fears give us extra strength that comes from you alone, so that we find we can do more than we ever thought was possible.


Leader: Dear Lord, we have friends and family members who do not yet know your love for themselves.

All: Give us courage to pray for them to know your special love for themselves.

Leader: Now, give your hands a good shake as we shake the fears that sometimes cling to us away. **Amen.**

(Remind them of the activity sheet and the food challenge)

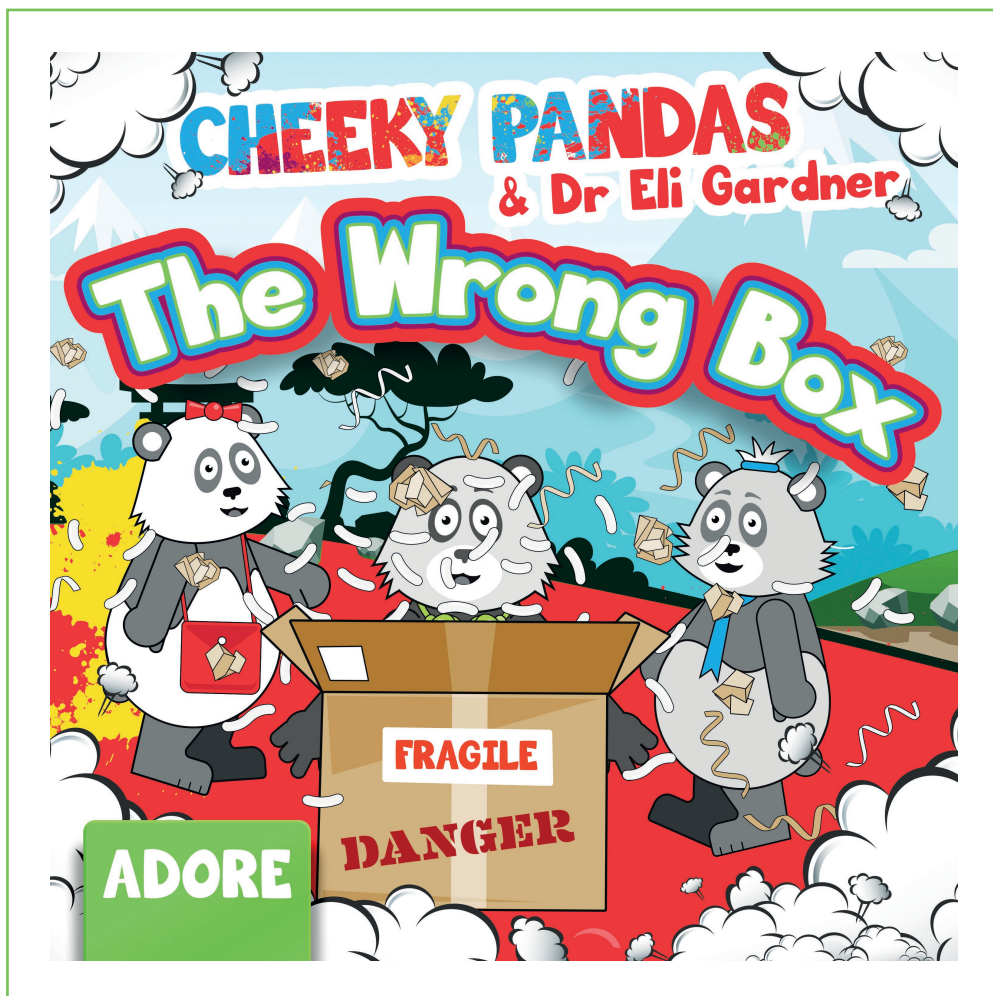
The Blessing/Grace *We say the grace together or a similar blessing.*



CHEEKY PANDAS

Family Service

Adore



CHEEKY PANDAS

Family Service

Adore

The following are suggestions of what you might wish to include in an All Age/Family Service, whether on line or in church. Please adapt and change to ensure all essential elements for your denomination/church are included.

It incorporates the *Cheeky Pandas videos* for you to use in the teaching slot.

There are 11 in all so you have the possibility of using them in 11 family services. Please use as much or as little of these outlines as you wish.

There is also an *activity pack* available for each service outline. Each one has a Biblical text, an application, a craft activity, a game, a food challenge and a prayer. You may wish to enable families to have them prior to services. Please feel free to adapt to your local situation.

Inclusion of sung worship is still a matter of local guidance so we have not included anything specifically here. There are however songs included in the *Cheeky Pandas Videos*.

What you will need

- The *family activity sheets* to send to families prior to the service if you wish to use them.
- If you are wishing to include the craft activity during the service you will need to provide the following along with the activity sheet for use in church:
 - The template for the treasure box printed on card, scissors, glue sticks and the small treasure label .
 - Children may also wish to draw a pattern on their box, so coloured pencils would be helpful.

For this Family Service you will need:

- Copies of whatever words you wish the people to say in a format that is appropriate to your setting.
- Craft materials if including the optional craft activity within the service.
- Items for the prayers to use symbolically. They are:
 - A soft toy; a picture of a family; a special memento from long ago; a plant or some flowers a cross or a picture of Jesus.



Theme: Adore – The Bible text is Matthew 13:44-46

Background reflection

These parables concerning the Kingdom of God are easy reading. In many ways they seem quite charming and logical. After all if you knew that there was a great treasure haul in a field why wouldn't you go and buy it quickly and secure the treasure for yourself? However we gloss over it's challenge. The man sold EVERYTHING to secure the treasure. Surely that isn't right? Selling everything for some treasure and treasure that isn't even given any detail. So the challenge is there EVERYTHING.

So reflect for a moment on what you may have been called to give up, freely surrender, give away because of this treasure that is the Kingdom of the living God.

The challenge of scripture is of sacrificing that which gets in the way of us being the Kingdom people God calls us to be. In the typical teaching style of Jesus, the fine details are not coloured in for us. This isn't a blanket contract, a one size fits all affair. It is rather an invitation to enter this Kingdom relationship in obedience to the God of love regardless of what it costs. For some the cost will appear too high and the treasure too insignificant. To others the pearl, the treasure of Kingdom life far surpasses anything else.

Welcome

Our theme today is **Adore**.

Call to worship

Leader: We are not once a week friends.

All: We are the family of God.

Leader: We are here to receive God's love.

All: We are the body of Christ.

Leader: We are here together to share in worship.

All: Our Father God has called us to worship Him together.

Leader: So let us draw near to God.

Sung worship *can be inserted here if suitable.*

Prayer for the day

For this new day we give you thanks. We thank you for our families and friends and for all the precious things we have in our lives but most of all we thank you for the gift of Jesus with us. Amen.



Saying sorry

If singing is permitted you may wish to try this saying sorry song – To the tune of Thank you Lord for this fine day.



All:

Sorry Lord for getting things wrong.
Sorry Lord for getting things wrong
Sorry Lord for getting things wrong.
Right where we are.

Thank you Lord for forgiving us.
Thank you Lord for forgiving us.
Thank you Lord for forgiving us.
Right where we are.

Sorry Lord for being unkind x3
Thank you Lord for forgiving us x3
Sorry Lord for ignoring you x3
Thank you Lord for forgiving us x3

Saying sorry (alternative option)

Saying sorry with our hands: people do the actions while the leader says the words. You may wish them to be said by everyone if the words can be on a screen.

Leader: *Make a fist.* Lord we are sorry for the times we have got angry other people.

Leader: *Point away from yourself.* We are sorry for the times we have blamed other people when it was us who had done something wrong


Leader: *Put your hand over your mouth.* We are sorry for the unkind words we have spoken which have hurt other people.

Leader: *Hold both hands open with the palms upwards.*

All say: Thank you God that you love us and forgive us when we get things wrong. Amen.

Leader: so our theme today is **Adore**. It is a strange word but it is when something is very precious to us that we would do anything to hold onto it.

Watch - Cheeky Pandas Video: The Wrong Box
(The optional craft activity could go in here.)



Craft Activity

The optional craft activity could be used here.

Prayers

Leader: our prayers are about things that are precious to us

Taking each item out at a time.

Leader: First I have this soft toy. Perhaps you have one or can remember having one that you used to cuddle and it gave you comfort.

All: Loving Lord Jesus, we thank you for all the things and people that bring us comfort, especially when we are unwell or scared.

Leader: Now I have this picture of a family. Some families are near and some are very far away. Some families have lots of members some have very few. Let's bring families to Jesus.

All: Loving Lord Jesus, all families are different and all are precious to you. Thank you for our Church family where we all belong.

Leader: A special memento – Using similar words such as these. This is a very old It is precious to me because it belonged toetc.

All: Loving Lord Jesus, help us to value special things, however small, that used to belong to someone else as they come with precious memories of them.

Leader: Now I have these flowers/plant to remind us of the precious gift that God places all around us, His creation.

All: Loving Lord Jesus, help us to value every tiny bit of your wonderful creation. To see beauty in trees and plants, in birds and animals, in seas and skies.

Leader: Now I have a cross/picture of Jesus . Now for my most precious gift, that of having Jesus as my special friend.

All: Loving Lord Jesus. Thankyou for being there for us and wanting to be our special friend as well. We ask that you would also become a special friend to those five friends that we pray for so that they too may know your love. Amen

(Remind them of the activity sheet and the food challenge)

The Blessing/Grace

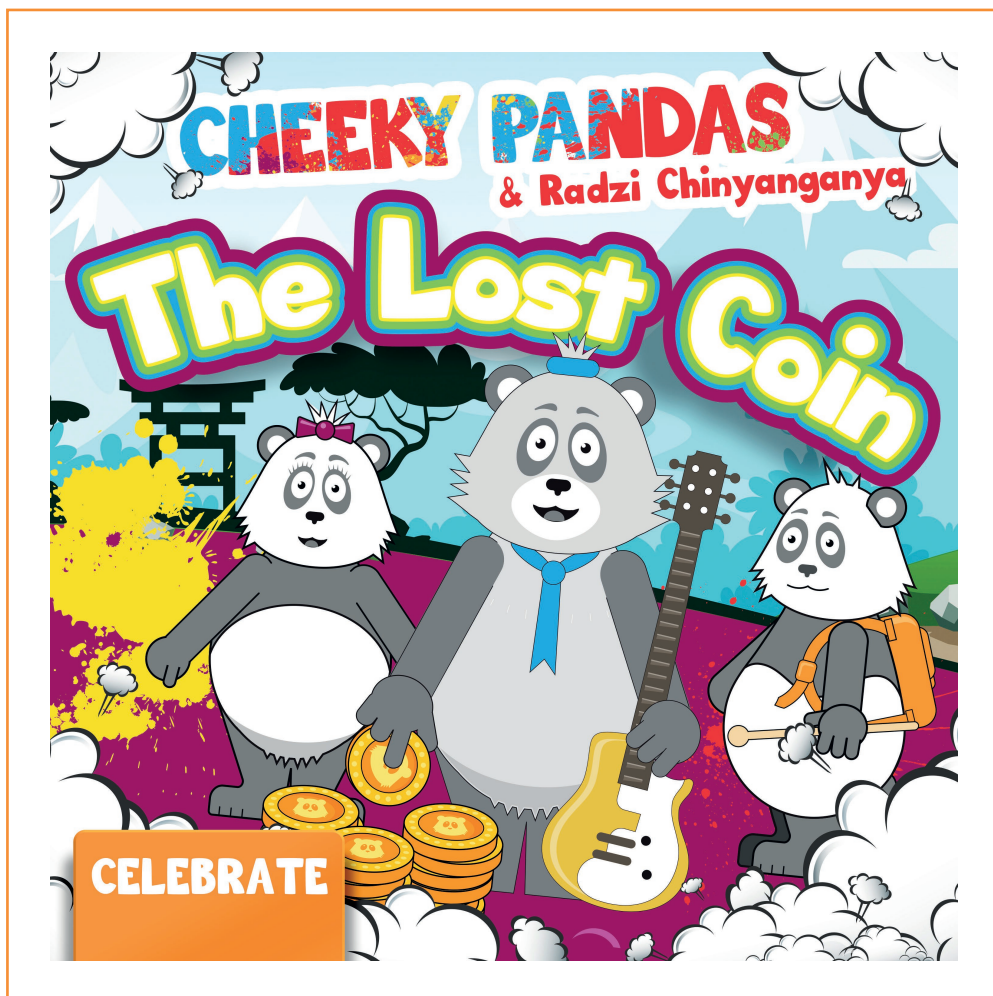
We say the grace together or a similar blessing.



CHEEKY PANDAS

Family Service

Celebrate



CHEEKY PANDAS

Family Service

Celebrate

The following are suggestions of what you might wish to include in an All Age/Family Service, whether on line or in church. Please adapt and change to ensure all essential elements for your denomination/church are included.

It incorporates the *Cheeky Pandas videos* for you to use in the teaching slot.

There are 11 in all so you have the possibility of using them in 11 family services. Please use as much or as little of these outlines as you wish.

There is also an *activity pack* available for each service outline. Each one has a Biblical text, an application, a craft activity, a game, a food challenge and a prayer. You may wish to enable families to have them prior to services. Please feel free to adapt to your local situation.

Inclusion of sung worship is still a matter of local guidance so we have not included anything specifically here. There are however songs included in the *Cheeky Pandas Videos*.

What you will need

- The *family activity sheets* to send to families prior to the service if you wish to use them.
- Some chocolate coins for the families to hide around the house.
- For those taking part in the craft activity:
 - A small paper plate
 - Two sets of googly eyes
 - A red marker,
 - Some pieces of wool to make hair
 - Either a lolly pop stick or a piece of doweling to mount the faces on.
- You will need any words that you wish the people to use in a format to suit your local situation



Theme: Celebrate – The Bible text is Luke 15:8-10

Background reflection

So, I had a watch. It had been handed down through the generations. There were endless stories attached to it. Stories about people and wars, survival, love and tragic deaths. I was to guard it until the next generation when it could be handed on. So, we moved house as you often do living in Vicarages. The removal men came and all went smoothly. We unpacked and eventually realised, no watch.” It’s only a watch “the eldest said, seeing my distress. “We have other watches “shouts the youngest. All the packing paper was searched time and time again. The car was searched, the removal firm called just in case. No watch.

This parable in Luke shows the length that God will go to and with some urgency to find just one of his children, made in his image, to bring them back to himself. When he does, there is a great celebration and all for just the one

The challenge for Christians is to work with God in his great searching adventure to seek out with some urgency the ones who are as yet not part of The Way .Thy Kingdom Come pray for five is a part of enabling people to enter into this great adventure of God and into the great celebration when that which is lost is found.

The watch? Stuck down into a pair of child’s summer socks and only to appear when the sun shone again. Rejoicing? You bet!

Welcome

Our theme today is *Celebrate*.

Gathering Prayer

Leader: We are not once a week friends.

All: We are the family of God.

Leader: We are here to receive God’s love.

All: We are the body of Christ.

Leader: We are here together to share in worship.

All: Our Father God has called us to worship Him together.

Leader: So let us draw near to God.



Prayer for the day

Prayer for the day. Lord God, we thank you for this new day with its lots of possibilities to celebrate all the good things in your world. Help us to really celebrate and enjoy all you have provided for us. Amen.

Sung worship *can be inserted here if suitable.*

Saying sorry You may wish to use the following.

Saying sorry with our hands - people do the actions while the leader says the words. You may wish them to be said by everyone if the words can be on a screen.

Leader: Make a fist. Lord we are sorry for the times we have got angry with other people.

Leader: Point away from yourself. We are sorry for the times we have blamed other people when it was us who had done something wrong.


Leader: Put your hand over your mouth. We are sorry for the unkind words we have spoken which have hurt other people.

Leader: Hold both hands open with the palms upwards.

All say: Thank you God that you love us and forgive us when we get things wrong. Amen.

Leader: So now we can celebrate. *(you may wish to celebrate any birthdays or anniversaries in here)* So what is the best way to celebrate? I wonder if the Cheeky Pandas are celebrating today?

Watch - Cheeky Pandas Video: The Lost Coin
(The optional craft activity happy/sad faces could be included here.)



Prayers

If the craft has been included in the service you may wish to make use of the happy/sad faces in the prayers by the children simply holding up the right side of the face at the appropriate time.

Leader: Loving heavenly Father when we look at your beautiful world it makes us so happy.

All: Help us to celebrate your goodness to us every single day.

Leader: Sometimes Father God we see people who are suffering and very sick. This makes us sad.

All: We pray that you will make them better and that their sad faces will be turned in to happy faces.

Leader: Father God we pray for all those people who keep us safe, the police officers, the firemen, the ambulance people whose happy faces help us to feel safe.

All: May we learn that our happy faces can also bring cheer to the people we meet.

Leader: Father God we pray for all those whose family member or friend has died. Whose faces are now very sad.


All: Help us to understand their sadness and be caring for them in their sadness.

All: We continue to pray for our five friends who do not yet know your love Lord God. May they get to know that love so that their faces might be happy with your love. Amen.

(Remind them of the activity pack and the food challenge)

The Blessing/Grace


We say the grace together or a similar blessing.



CHEEKY PANDAS

Family Service

Silence



CHEEKY PANDAS

Family Service

Silence

The following are suggestions of what you might wish to include in an All Age/Family Service, whether on line or in church. Please adapt and change to ensure all essential elements for your denomination/church are included.

It incorporates the *Cheeky Pandas videos* for you to use in the teaching slot.

There are 11 in all so you have the possibility of using them in 11 family services. Please use as much or as little of these outlines as you wish.

There is also an *activity pack* available for each service outline. Each one has a Biblical text, an application, a craft activity, a game, a food challenge and a prayer. You may wish to enable families to have them prior to services. Please feel free to adapt to your local situation.

Inclusion of sung worship is still a matter of local guidance, so we have not included anything specifically here. There are, however, songs included in the *Cheeky Pandas videos*.

What you will need

- **The Family Activity Sheet to send to families prior to the service if you wish to use them**
- The bible verse sheet for them to colour in and draw onto.
- If you are providing materials for the wind chime you will need:
 - A stick about 12 inches long
 - Garden twine
 - A selection of 12 large buttons that can be threaded with the garden twine.
 - 5 different coloured beads and a piece of cord or twine 15 inches in length for the prayer time.
 - The Cheeky Pandas Bedtime Prayer Booklet (TKC web site)

For this Family Service you will need:

- Some pieces of cord or twine about 15 inches long. Five different coloured beads for the prayer time, placed in envelopes for everyone.
- Any words that you wish people to use in a format suitable for your local setting.



Theme: Silence *(not something that is often found in family services!)*

Bible Text: Psalm 46:10

Background reflection

Silence is, for many in our increasingly loud and image driven world, uncomfortable. If nothing is said on the TV we assume they cannot read the auto cue or there is something wrong with our sound. If we ask a person a question and they do not answer we assume that they did not hear it, so say it again and louder until we get a response. Perhaps the silence was simply thinking time! Even the noise of incessant emails crowds our minds.

Silence can become a lost gift. It is not always a void nor is it always a 'waiting' that is to be got through. It is in its own right a sort of event and one that has meaning in itself.

Silence with God is a powerful action as we allow our own needs, wants, images, and distractions to slip away until it is just us and God. The practice of the three-minute egg timer set while we sit alongside God on the sofa in silent companionship is to be recommended.

After all, how can we get a hint of what God is up to and let him be God until we stop our own chatter and allow his presence to come alongside us. Such silence is a deep form of communication as anyone deeply in committed in love will tell you - just by sitting together side by side.

Welcome

The theme today is **Silence**.

Gathering Prayer

Leader: We have come together in the name of Christ. Have a look around at each other and greet each other with a wave or a smile or both.

Leader: We are here to offer our praise and thanksgiving to God. So, let's lift our hands up as an act of praise. *(demonstrate actions)*

Leader: We are here to hear and receive God's Holy word. So, let's open our hands together like an open book in order to receive. *(demonstrate actions)*

Leader: We are here to pray for the needs of the world. So, let's make a circular motion describing a world. *(demonstrate actions)*

We are here to praise you Lord, regardless of what kind of week we have had. **We praise you.**



Prayer for the day

Father God, we give you thanks for this new day. We thank you for the sounds we can now hear all around us. Help us to remember that we are here to listen to your word, to hear from you and to pray for others. **Amen.**

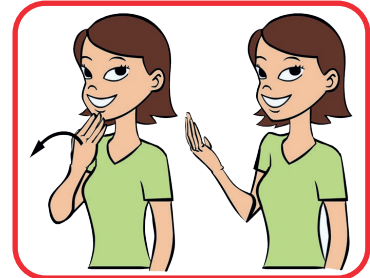
Saying sorry

Leader: Well, our theme today is Silence. That is a challenge for everyone. It is not the same as being quiet. It is about being still in our bodies and listening to what God might be saying to us. So our saying sorry prayer today will be a silent one.

Leader: I invite you to think of something that you have done that made someone unhappy, or was careless or unkind.

Simply bend your head down and wait a few seconds in silence. Listen instead to your breathing ... Now hear these words. *(Say the next part in a very quiet voice so people have to listen hard)* **The Lord God loves you and forgives you. Be at peace.**

All: *(respond with a silent sign for thank you.)*




Leader: Well, the cheeky Pandas are usually very noisy. I wonder if they can ever be silent...

Watch the Cheeky Pandas video here.
VIDEO: The Silent Disco

Activity

Sleeping Lion game activity could be used in here. Instead of having the children on the floor they could simply sleep in their chairs.

- Have all the children (except one or two hunters) lie down on the floor in sleeping positions.
- Once they are settled, they are not allowed to move - you might use the language "freeze" so they fully understand the object of the game.
- The hunters walk through the room and try to make the sleeping lions move by making them laugh, telling them jokes, and so on.
- However, the hunters are not allowed to touch the lions.
- Once any lion moves they are tapped and get up and join the hunters.
- The last child still on the floor wins!



Prayers


Leader: We are going to pray again for our five friends to come to know the love of God for themselves. You will need the envelope now with the beads and cord in. Please help each other.

The first thing you do is tie a nice knot on one end of the cord and as you do so, silently tell God you are praying.

Then choose one of the beads to represent one of the five people you are praying for. Hold that bead in your hand as you pray for that person to know God's love. Slip the bead onto the cord. You then slowly repeat the process for every bead you have, and then tie a knot after the last bead to keep them still.

Now, helping each other, tie the prayer band around your wrist to remind you to keep in praying.

Leader: Father God we have prayed for our friends and family members to come to know your love. Remind us through these coming days to keep on praying as we trust you to bring them into your love. Amen.



Remind them of the activity packs and the food challenge and don't forget to use your Cheeky Pandas prayer books as well!

The Blessing/Grace


We say the grace together or a similar blessing.



CHEEKY PANDAS

Family Service

Pentecost



CHEEKY PANDAS

Family Service

Pentecost

The following are suggestions of what you might wish to include in an All Age/Family Service, whether on line or in church. Please adapt and change to ensure all essential elements for your denomination/church are included.

It incorporates the *Cheeky Pandas videos* for you to use in the teaching slot.

There are 11 in all so you have the possibility of using them in 11 family services. Please use as much or as little of these outlines as you wish.

There is also an *activity pack* available for each service outline. Each one has a Biblical text, an application, a craft activity, a game, a food challenge and a prayer. You may wish to enable families to have them prior to services. Please feel free to adapt to your local situation.

Inclusion of sung worship is still a matter of local guidance, so we have not included anything specifically here. There are however songs included in the Cheeky Pandas Videos.

What you will need

- **The Family Activity Sheet to send to families prior to the service if you wish to use them.**
- If you are providing resources you will need:
 - Two inch strips of orange card to go round a child's head
 - The flame template printed onto white cards
 - Coloured pencils to colour it in
 - Packs of sticky paper chains
 - A wrapped bar of chocolate
 - 200grms of large marshmallows
 - Assorted sprinkles
 - White and brown chocolate to melt 50g of each
 - Lolly pop sticks
 - A dice

For this Family Service you will need:

- Five small candles lit ready for the confession
- A birthday cake and birthday candles for the prayers



If the service is to take place in church you may wish to decorate it as ready for a party. The activity pack could then become party bags to take home.

Theme: Pentecost – Bible Texts: Acts 2:1-4

Background reflection

Power is a funny word and taken out of context has overtones of domination, control, fear and reduction in flourishing. Power can lead people to greater things and also diminish, neglect and destroy.

For Christians, the birth of what was called 'The Way' and now called the church holds a significant focus on power. The power of God, the gift of the power of the Holy Spirit. It is that empowering by God's spirit that enables us to live the Christian life in the ways of the Kingdom. The fact that this was given to all peoples of every race and tongue at Pentecost blows wide open any mere thought of an incrowd or a select group. God's Kingship was to explode onto the known world and would last in places and peoples never dreamt of on that day. God's power pack freely given.

After Pentecost, the stories of Jesus, the healings, the teachings, the types of encounters he had with the rich, the reckless, and the wronged became ours to live out from one generation to another. The Christian faith is not a mere set of credal beliefs, nor a set of writings to be learned parrot fashion. The faith is an active living reality in our lives. So we party today with that kind of power.

Welcome

You may wish to start by saying Hello in some different languages or use people in the congregation to say welcome in their own language.

- Arabic: Marhaban (MARR-hah-bah) or Salam (sah-LAHM)
- Cantonese: Neih hou (nah-hoh)
- Catalan: Hola
- Danish: Hallo (hah-low) or hej (hi)
- Dutch: Hoi (pronounced hoy and means "hi"), Hallo (pronounced hah-low and means hello)
- Persian: Salam (sah-lahm)

The Theme today is ***Pentecost*** which is also traditionally known as the birthday of the church. Not just our church but the church across the whole wide world.

Gathering Prayer

Leader: Come to us Lord, as we gather here today.

All: Just like you did at Pentecost long ago.

Leader: Send the gifts of your Spirit for all people.

All: Just like you did long ago.

Leader: Help us to know that your Holy Spirit's power is here with us.

All: Just as you did long ago. Amen.

Prayer for the day

Leader: Gracious God, thank you that we can join with other Christians around the world linked by the Holy Spirit and all of us following Jesus as our Lord and saviour. Amen.

Saying sorry *Have your five candles lit ready.*

Leader: So today we going to think about things that we do that are wrong, but which we want to say sorry to God for. I wonder if these are any of the things that you would like to say sorry for?

- 1) *For being unkind to someone.*
- 2) *For not helping when you could.*
- 3) *For forgetting to say thank you.*
- 4) *For forgetting to say your prayers to God.*
- 5) *For telling lies or blaming someone else.*

Of course there maybe other things you wish to say sorry for. Look what happens if we keep doing these things or don't say sorry. *(Go to each candle in turn and extinguish the light)*

It is like a little light goes out inside you as well. The light of your happiness become dull.

The Good News is that there is a way for the light of your happiness to come back on. God can switch it on again if we say sorry. So if you are ready, let's say sorry for these things.

All: Loving heavenly Father I am sorry for the times when I was not as kind as I could have been. *(candle is relit)*

All: I am sorry for the times when I could not be bothered to help when it was needed. *(candle relit)*

All: I am sorry for the times when I forgot to say thank you to you and my family. *(candle is relit)*

All: I am sorry when I just did not bother to talk to you loving heavenly Father, nor listen when you wanted to talk to me. *(candle is relit)*

All: I am sorry when it was easier to say 'It wasn't me' than being honest. *(candle is relit)*

Leader: so all the candles are relit. Thank you God that you forgive us and give us a fresh start.

Amen.



Watch the Cheeky Pandas video here: *The Power Cut*

If using the optional craft activity you could do it here amongst some sung praise worship.


Prayers

To keep the idea of fire and celebration going you might like to use a birthday cake and birthday candles for the prayers.

Leader: So in our prayers we are going to place a birthday candle on the birthday cake for each prayer and then at the end light them all.

The following prayers could all be said by the Leader or they could be split using a mix of adults and children for each section. After each one an unlit candle goes on the cake.

- Lord, for your wonderful world we pray. Help us to take better care of it. *(place a candle on the cake)*
- Lord, for your church all over the world we pray. Especially we pray where that church is persecuted and people are afraid to worship. *(place a candle on the cake)*
- Lord, for those families known to us who are struggling at the moment we pray. Help us to help them in whatever way we can. *(place a candle on the cake)*
- Lord, for those we know who are sick *(insert names)* we pray. Send your Holy Spirit of healing just as you did at Pentecost. *(place a candle on the cake)*
- Lord, we pray for places where there is war or misunderstanding. Help them to understand each other and live in peace as you did with different people at Pentecost. *(place a candle on the cake)*
- Lord we pray for all who are sad this day because someone has died. Send your Holy Spirit to comfort them as you did at Pentecost. *(place a candle on the cake)*



Now light all the candles, a moment's silence is kept.

Leader: send the Holy Spirit's power on us as your church. Amen.

Remind them of the activity packs and the food challenge

The Blessing/Grace

We say the grace together or a similar blessing.

