

CHEEKY PANDAS

Family Service

Sorry

The following are suggestions of what you might wish to include in an All Age/Family Service, whether on line or in church. Please adapt and change to ensure all essential elements for your denomination/church are included.

It incorporates the *Cheeky Panda videos* for you to use in the teaching slot.

There are 11 in all so you have the possibility of using them in 11 family services. Please use as much or as little of these outlines as you wish.

There is also an *activity pack* available for each service outline. Each one has a Biblical text, an application, a craft activity, a game, a food challenge and a prayer. You may wish to enable families to have them prior to services. Please feel free to adapt to your local situation.


Inclusion of sung worship is still a matter of local guidance so we have not included anything specifically here. There are however songs included in the Cheeky Pandas Videos.

What you will need

- The *family activity sheets* to send to families prior to the service if you wish to use them.
- There is a word search included that you could use in the service.

For this Family Service you will need:

- Any responses for the congregation in a format that is appropriate to your setting.
- An *outline of a Pizza* cut in slices; or even a real one that is cooked would be better.
- Copies of the word search if used in the service for everyone.
- Copies of any words you may want people to use in a format that is suitable to your local situation.



CHEEKY PANDAS Family Service SORRY - Sheet 2

Theme: Sorry – The text is around Luke 7:36-48

Background reflection

Sorry is indeed a small but powerful word but it opens the door to the power of forgiveness. It is a forgiveness that releases, sets free and makes new. It is indeed a whole new way of living and understanding.

Sorry, in both word and deed is paralleled with the word repentance or a turning around or away from something, into a turning towards a new way of living. In the service offered there is the chance to say sorry which is not limited to words but does allow moments of personal encounter, in momentary silences with God. Here we receive the sin breaking power of the cross.

Welcome

Gathering Prayer

Leader: We have come together in the name of Christ. Have a look around at each other and greet each other with a wave or a smile or both.

Leader: We are here to offer our praise and thanksgiving to God. So, let's lift our hands up as an act of praise. *(Demonstrate actions)*

Leader: We are here to hear and receive God's Holy word. So, let's open our hands together like an open book in order to receive. *(Demonstrate actions)*

Leader: We are here to pray for the needs of the world. So, let's make a circular motion describing a world. *(Demonstrate actions)*

We here to praise you Lord regardless of what kind of week we have had. We praise you.




Sung worship can be inserted here if suitable.

Prayer for the day

Father God thank you that we can gather together both here or on line at home. Help us to know that we are never far from you and our church family. Amen.

Leader: Well, our theme today is Sorry. It is a very small word, but it is a very, very powerful word.

Watch the Cheeky Pandas video: *The Missing Pizza*



Leader: Well, I think after that clip we had better say our own sorry.

CHEEKY PANDAS Family Service SORRY - Sheet 3

Saying sorry *You may wish to use the following*

Leader: Thank you God that we can come to you to be honest and to say sorry.

Leader: Think of something that you have said or thought that was unkind to someone else. If you are sorry, make a sign of the cross with one finger on the palm of your hand to let you know that God forgives you.

Leader: Think of something that you didn't do when you were asked to do it. Like tidy your room, or helping someone else. If you are sorry, make the sign of the cross on your other hand to let you know that God forgives you.

Leader: Think of something that someone else has said or done that has hurt you. If you are ready to forgive them, clench your fists (*Demonstrate*); and when you are ready to forgive them simply open your hands and receive again God's love, just like the woman in the Bible in Luke chapter 7 verse 48: Jesus looked at her with kindness and said, '*The things you have done wrong are forgiven. Go and do not do them again.*'

Sung worship *can be inserted here if suitable.*

Word search could be used here if wished

Prayers

Leader: We are going to use a Pizza for our prayers.

The Pizza is cut into four slices (you can add more sections if so desired)

Leader: First, the shape of the pizza reminds us of the world. So, Dear Lord, we pray for your world with its beauty and its joys, but we also pray for the parts of the world that are torn apart with war (Here the pizza is torn so a slice is missing), where children are suffering and families separated.

All: Help me to pray Lord for all who are suffering.

Leader: Lord, we give you thanks for all the different ingredients in the pizza: the flour, the tomatoes, the toppings: such a variety of things. We give you thanks that we are all different in shape and colour, in skills, and abilities; and yet all made in your image.

All: Help me to be thankful for people who are different to me.

Leader: We look at the pizza and remember those in our world who are hungry, when so often we end up throwing food away.


All: Help me to not waste food, nor to be careless with it when so many are hungry.

Leader: We remember all those people who we pray for that they might know the love of God for themselves.

All: Help me to keep praying for my five people Lord.

Leader: We offer all these prayers in Jesus name Amen

(Remind them of the activity sheet and the food challenge)



The Blessing/Grace *We say the grace together or a similar blessing.*